

## ZEFFERT & ASSOCIATES

### Accessibility Site Visit (Master)

#### CONTACT INFORMATION

	<u>ZEFFERT &amp; ASSOCIATES</u> 12101 Woodcrest Executive Drive Suite 180 St. Louis, MO 63141 Fred Donnell, Jr. - Manager, Inspection Services <a href="mailto:fdonnell@zeffert.com">fdonnell@zeffert.com</a> Office: 314.336.4869 Cell: 636.697.4151
--	--

#### PROJECT PROFILE


<b>Project Name</b>	Sample Property
<b>Visit Type</b>	1
<b>Date of Inspection</b>	01-15-2020
<b>Inspector</b>	Brian Jones
<b>Site Visit Accompaniment</b>	Kevin House/ Julio Perez
<b>Next Action Required:</b>	Physical Site Visit
<b>City</b>	Aiken
<b>State</b>	South Carolina
<b>Number of Buildings</b>	23
<b>Total Number of Units</b>	47
<b>Number of HC Accessible Units</b>	3
<b>Number of A/V Units</b>	1
<b>General Project Notes:</b>	NOTE – Element Findings at Time of Inspection: This inspection report indicates individual elements as Yes, No, or N/A. Each element listed as Yes is compliant and requires no action. Each element listed as No is not compliant and requires action. Each element listed as N/A is non-applicable and requires no action or not installed at the time of inspection.

## Accessibility Site Visit (Master)

### General Project Photos




## ACCESSIBLE PARKING

Location of Parking	Throughout Property
HC Parking Status	Under Construction
Accessible Parking Photos	


## Accessibility Site Visit (Master)

### ACCESSIBLE ROUTE


<b>Accessible Route Location</b>	Throughout Property
<b>Status of accessible route</b>	Under Construction
<b>Add Photos of Accessible Route</b>	

### COMMUNITY/Common AREAS




#### Community Kitchen

<b>Status of this area</b>	Drywall stage
<b>Doorway has a clear opening width 32" min. (ADA 404.2.3)</b>	Yes
<b>Common Kitchen Photos</b>	


## Accessibility Site Visit (Master)

	
--	--

## Community Room

<b>Status of this area</b>	Drywall stage
<b>Doorway has a clear opening width 32" min. (ADA 404.2.3)</b>	Yes
<b>Electric switches 48" max. AFF and outlets 15" min. (unobstructed) (ADA 308.2.1)</b>	Yes
<b>Community Room Photos</b>	  

## Accessibility Site Visit (Master)



## Computer Center


<b>Location of this area</b>	Community Building
<b>Status of this area</b>	Drywall stage
<b>Doorway has a clear opening width 32" min. (ADA 404.2.3)</b>	Yes
<b>Electric switches 48" max. AFF and outlets 15" min. (unobstructed) (ADA 308.2.1)</b>	Yes

## Accessibility Site Visit (Master)

### Computer Center Photos








## Drinking Fountain

<b>Location of drinking fountain</b>	Community Building
<b>Status of Drinking Fountain</b>	Not installed
<b>Drinking Fountain Photos</b>	

## Accessibility Site Visit (Master)

### Fitness Center

<b>Location of Fitness Center</b>	Community Building		
<b>Status of this area</b>	Drywall stage		
<b>Fitness Center Photos</b>	    		

### Leasing Office

<b>Status of this area</b>	Drywall stage
<b>Doorway has a clear opening width 32" min. (ADA 404.2.3)</b>	Yes
<b>Electric switches 48" max. AFF and outlets 15" min. (unobstructed) (ADA 308.2.1)</b>	Yes

## Accessibility Site Visit (Master)

### Leasing Office Photos



## Other Community Area

<b>Description of Community Area</b>	Community Building
<b>Doorway has a clear opening width 32" min. (ADA 404.2.3)</b>	Yes
<b>Electric switches 48" max. AFF and outlets 15" min.</b>	Yes






## Accessibility Site Visit (Master)


### Other Community Area Photos




## Public Restroom

<b>Public Restroom Description</b>	Community Building Men's
<b>Status of this area</b>	Drywall stage
<b>Restroom Photos</b>	  

## Accessibility Site Visit (Master)


	
--	--

<b>Public Restroom Description</b>	Community Building Women's
<b>Status of this area</b>	Drywall stage
<b>Doorway has a clear opening width 32" min. (ADA 404.2.3)</b>	Yes
<b>Restroom Photos</b>	

## **Accessibility Site Visit (Master)**

### **AV UNIT**

#### **AV Unit Misc.**

<b>Unit Number</b>	Building 4 right side
<b>Comments for AV Unit Misc.</b>	Not framed only a slab
<b>Photos for AV Unit Misc.</b>	

### **HC UNIT**

#### **HC Unit Misc.**


<b>Unit Number</b>	Building 23 right side
<b>Number of HC Bedrooms (2 must meet compliance) (UFAS 4.34.2 c)</b>	2
<b>Type of shower/bath</b>	Roll-in Shower
<b>Primary Entrance - clear width 32" min. (UFAS 4.13.5)</b>	Yes
<b>Hall Closet - depth and door opening compliant (UFAS 4.13.5)</b>	Yes
<b>36" min width accessible route through dwelling unit (UFAS 4.34.2 (3), 4.3)</b>	Yes
<b>Comments for HC Unit Misc.</b>	No electrical installed at the time of inspection

## Accessibility Site Visit (Master)


### Photos for HC Unit Misc.



## Accessibility Site Visit (Master)

	
--	--

## HC Unit Kitchen

<b>Entry and/or door 32" min. (UFAS 4.13.5)</b>	Yes
<b>Additional Comments for HC Unit Kitchen</b>	No electrical installed at the time of inspection
<b>HC Unit Kitchen Photos</b>	

## HC - Bathroom Blocking

<b>Status of Blocking</b>	Framing stage
<b>FHA &amp; HC Units - All bathrooms required to have blocking. (UFAS 4.26, FHA 6.3)</b>	In FHA & HC Units ALL bathrooms required to have blocking.

## Accessibility Site Visit (Master)

### Bathroom Blocking Photos



## HC Unit Bathroom

Status of this area	Framing stage
HC Bathroom Photos	

## HC Unit Laundry

Status of this area	Framing stage
Doorway has a clear opening width 32" min. (UFAS 4.13.5)	Yes
Additional Comments for Laundry Area	No electrical installed at the time of inspection

## Accessibility Site Visit (Master)

### Laundry Area Photos




## HC Unit BR

<b>Bedroom Description</b>	Bedrooms 1-2
<b>Status of this area</b>	Framing stage
<b>Doorway has a clear opening width 32" min. (UFAS 4.13.5)</b>	Yes
<b>Closet - depth and door opening compliant (UFAS 4.13.5)</b>	Yes
<b>Additional Comments for HC Bedroom</b>	No electrical installed at the time of inspection
<b>HC Bedroom Photos</b>	Three photographs documenting the framing of a bedroom. The first photo on the left shows a doorway with wooden framing. The middle photo is a close-up of a doorway where a yellow measuring tape is being used to verify the clear opening width. The third photo on the right shows another corner of the room with the wooden studs in place.



## Accessibility Site Visit (Master)




## HC UNIT

### HC Unit Misc.


<b>Unit Number</b>	Building 20 right side
<b>Number of HC Bedrooms (2 must meet compliance) (UFAS 4.34.2 c)</b>	2
<b>Type of shower/bath</b>	Roll-in Shower
<b>Primary Entrance - clear width 32" min. (UFAS 4.13.5)</b>	Yes
<b>Secondary Entrance - clear width 32" min. (UFAS 4.13.5)</b>	Yes
<b>Storage Entrance - clear width 32" min. (UFAS 4.13.5)</b>	Yes




## Accessibility Site Visit (Master)

<p><b>36" min width accessible route through dwelling unit (UFAS 4.34.2 (3), 4.3)</b></p>	<p>Yes</p>
<p><b>Comments for HC Unit Misc.</b></p>	<p>No electrical installed at the time of inspection</p>
<p><b>Photos for HC Unit Misc.</b></p>	 <p>The photographs provide a visual record of the construction progress for the accessible route. The top row shows the exterior of the building and the initial interior layout. The middle and bottom rows focus on the framing and the precise measurement of the route's width, ensuring it meets the 36-inch minimum requirement specified in UFAS 4.34.2 (3), 4.3. The blue paint markings on the floor are clearly visible in several images, indicating the planned path of travel.</p>

## Accessibility Site Visit (Master)

	
--	--


## HC Unit Kitchen

<b>Status of this area</b>	Framing stage
<b>Additional Comments for HC Unit Kitchen</b>	No electrical installed at the time of inspection
<b>HC Unit Kitchen Photos</b>	

## HC - Bathroom Blocking

<b>Status of Blocking</b>	Framing stage
<b>FHA &amp; HC Units - All bathrooms required to have blocking. (UFAS 4.26 FHA 6.3)</b>	In FHA & HC Units ALL bathrooms required to have blocking.
<b>2" x 8" blocking installed 32" - 38" AFF for length of 42" for 36" grab bar (UFAS Fig. 47)</b>	Yes

## Accessibility Site Visit (Master)

<p><b>2" x 8" blocking installed 32" - 38" AFF for length of 54" for 42" grab bar (UFAS Fig. 47)</b></p>	<p><b>No</b></p>
<p><b>Bathtub or shower enclosure has 2" x 8" blocking installed 32" - 38" AFF on three walls (UFAS Fig. 48)</b></p>	<p>No</p>
<p><b>Bathroom Blocking Photos</b></p>	

## HC Unit Bathroom


<p><b>Status of this area</b></p>	<p>Framing stage</p>
-----------------------------------	----------------------

## Accessibility Site Visit (Master)

### HC Bathroom Photos









## HC Unit Laundry

<b>Status of this area</b>	Framing stage
<b>Doorway has a clear opening width 32" min. (UFAS 4.13.5)</b>	Yes
<b>Additional Comments for Laundry Area</b>	No electrical installed at the time of inspection
<b>Laundry Area Photos</b>	

## HC Unit BR

<b>Bedroom Description</b>	Bedrooms 1-2
<b>Status of this area</b>	Framing stage
<b>Doorway has a clear opening width 32" min. (UFAS 4.13.5)</b>	Yes

## Accessibility Site Visit (Master)

<b>Closet - depth and door opening compliant (UFAS 4.13.5)</b>	Yes
<b>Additional Comments for HC Bedroom</b>	No electrical installed at the time of inspection
<b>HC Bedroom Photos</b>	     

## HC UNIT

### HC Unit Misc.

<b>Unit Number</b>	Building 8 right side
<b>Comments for HC Unit Misc.</b>	Not framed, only a slab

**Accessibility Site Visit (Master)**

**Photos for HC Unit Misc.**

